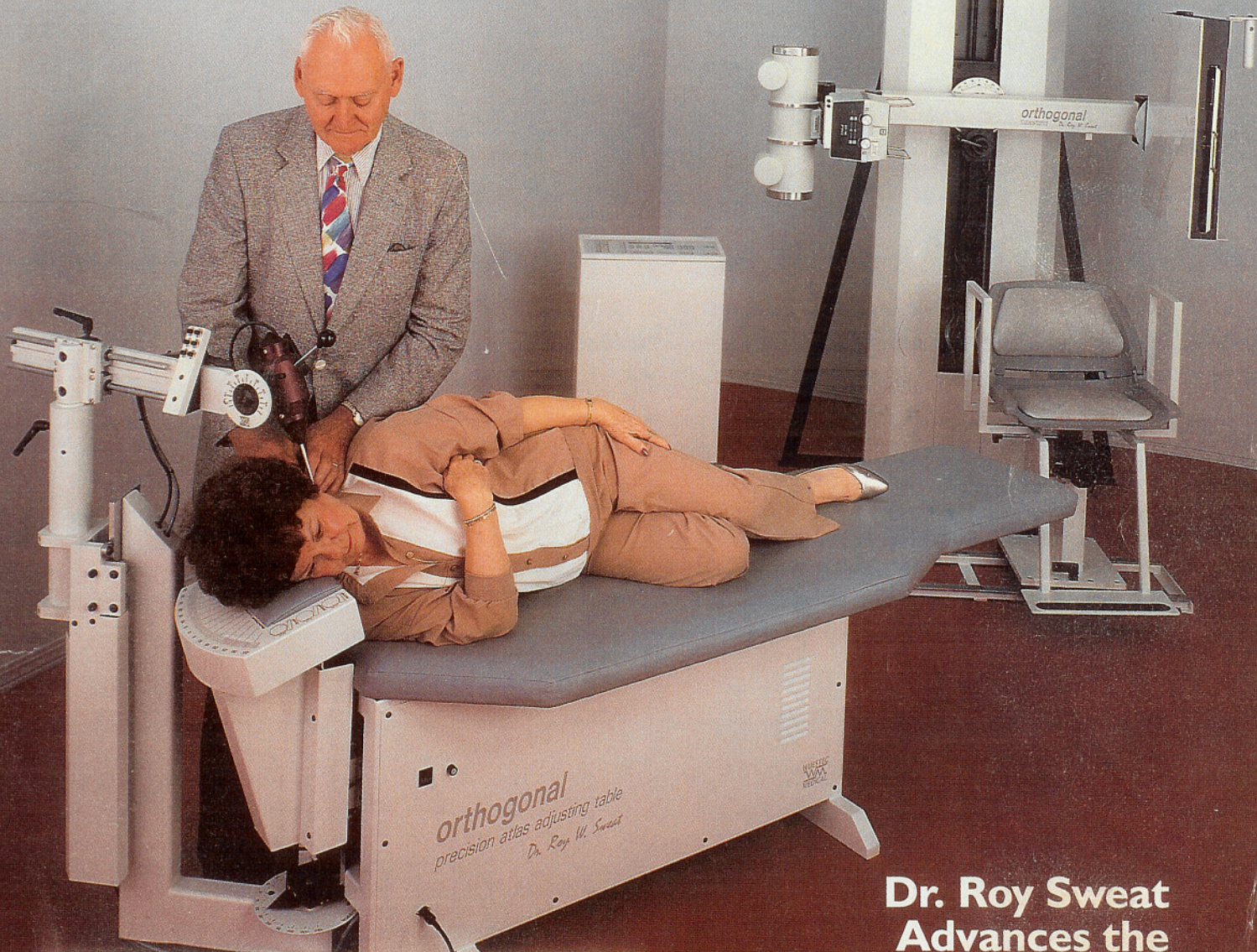


CHIROPRACTIC PRODUCTS™

PRODUCT NEWS FOR THE CHIROPRACTIC PROFESSION
NOVEMBER 1993



**Dr. Roy Sweet
Advances the
State-of-The-Art**

Cover Story on Page 10

CHAMBLEE GA 30341-4230
3274 BUCKEYE RD NE
7224
*****5-DIGIT 30341
00035

Dr. Roy Sweat Teams With Wuestec

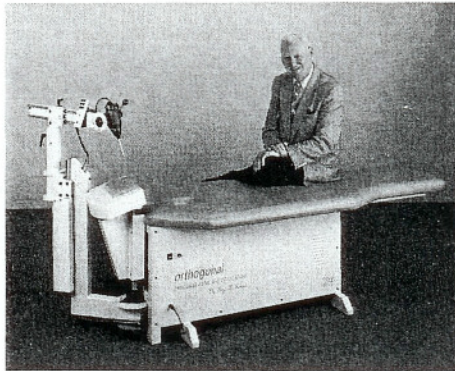
Dr. Roy Sweat created the program of Chiropractic Atlas Orthogonality in 1981, has authored a series of five books on the subject, and is an associate professor at Life College. A distinguished gentleman with thinning white hair and the intense look of a scholar behind steel-rimmed glasses, his abiding kindness coupled with his soft Southern drawl (and the enthusiasm for the specialty he developed) is, at times, inspirational. When Dr. Roy Sweat talks about Atlas Orthogonality he can be spellbinding.

In general terms Orthogonality is, according to Dr. Sweat, "the antithesis of chaos" and, more specifically, "... being aligned at right angles." As it applies to chiropractic, he explained, "Atlas Orthogonality refers to the proper alignment of the atlas vertebra beneath the skull, insuring the normal positioning of the vertebrae of the rest of the spinal column in relationship to each other. The result is a clear and unobstructed path for the spinal nerves, thereby permitting natural function mobility and health."

Over the years Dr. Sweat has developed a chiropractic adjusting instrument, a series of x-ray systems to more clearly image the atlas and cervical spine, orthogonal adjusting tables, and a series of percussion adjusting instruments culminating with the latest improved version by Wuestec Medical, the Atlas Orthogonal Percussion Adjusting Instrument. Wuestec is a company respected for its fine line of Swiss engineered x-ray equipment built in Mobile, Alabama under the direction of Bruno Wuest.

"Meeting Bruno Wuest was really a stroke of good fortune," observed Dr. Sweat. Sweat said that a previous version of his widely accepted percussion instrument and the accompanying mastoid support have been attached to the end of a wooden adjusting table with a leg-check grid at the opposite end. Wuestec's new high-tech version has combined all of Sweat's elements into an efficient, precision-engineered steel frame unit.

"Everything works together with greater accuracy," Sweat explained, "and Bruno has also further isolated the stylus so that the energy wave is de-



livered more efficiently."

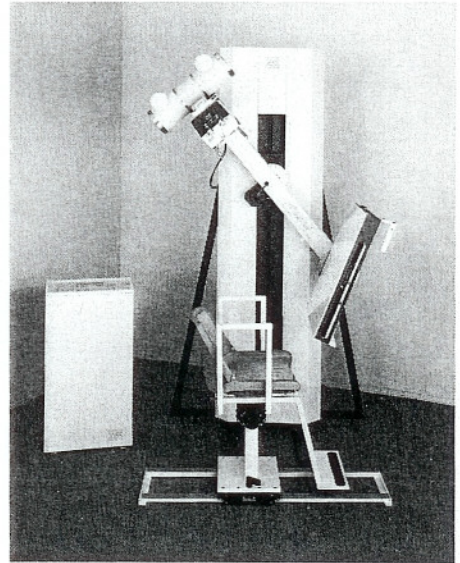
But Dr. Sweat's new relationship with Wuestec hasn't stopped there.

Adapting Wuestec's acclaimed SuperStand™ 346 to his specific requirements, his new Atlas Orthogonal X-ray Frame provides more efficient imaging for any chiropractor. "We like all of our pictures to be made at a fixed film focal distance and Wuestec's tubestand does the job exceptionally well. It is a precision-made stand that moves freely and easily to any configuration while staying perfectly aligned," Sweat said.

The other unique part of the Sweat system is his x-ray chair that Wuestec has engineered to allow precise, easy adjustments to the patient's position in front of the film holder while keeping them immobile.

Central to the system is Wuestec's three-phase, computerized x-ray generator with its unique anatomical programming that promises improved imaging.

For years doctors have needed to produce hospital-quality x-ray images in their own facilities. Hospitals use high-efficiency three-phase equipment that produces very high quality images with less x-ray exposure to the patient. However, such equipment is usually prohibitively expensive for individuals or small groups. In contrast, Wuestec Medical's CompuGen™ 40 is a high-efficiency, true three-phase generator at prices far below comparable hospital



models. The new generator uses less power (because it's three-phase), but, more importantly, it is designed to rest in a "stand-by" mode until the actual imaging begins. The keyboard-controlled anatomical programming makes it "even more efficient and user-friendly," according to Bruno Wuest, its designer.

"Our new generator is a work-horse, and the doctor doesn't end up with images he or she can't use," Wuest added. "The break-through pricing of this equipment makes it feasible for even the smallest offices to use three-phase power."

"All doctors need the highest quality x-rays they can get," remarked Dr. Sweat. "You have to see what's going on. Dr. Palmer (of Palmer College fame) said it best: 'To see is to know... To not see, (and I always add, to not see clearly) is to guess.'" Sweat explained.

For further information, contact Wuestec Medical, Inc. at 800-638-XRAY. ■

*For more facts circle 176
on the Reader Service Card*